



February 1, 2023

The General Manager
Corporate Relations Department
BSE Limited
Phiroze Jeejeebhoy Towers
Dalal Street
Mumbai 400 001
Scrip Code: 500770

The Manager, Listing Department
National Stock Exchange of India Limited
Exchange Plaza, Bandra-Kurla Complex
Bandra (E)
Mumbai 400 051
Symbol: TATACHEM

Dear Sir/Madam,

Sub: Submission of Analysts/Investors Presentation

Ref: Letter dated January 20, 2023 providing details of the Analysts/Investors Call

Further to our referred letter, please find enclosed a presentation to be made to analysts/investors on the Audited Standalone and Unaudited Consolidated Financial Results for the third quarter and nine months ended December 31, 2022 during the analysts/investors call to be held on Thursday, February 2, 2023.

The presentation is being submitted in compliance with Regulation 30(6) read with Schedule III Part A Para A of the Securities and Exchange Board of India (Listing Obligations and Disclosure Requirements) Regulations, 2015.

The presentation is also being made available on the Company's website at www.tatachemicals.com.

You are requested to take the same on record.

Thanking you,

Yours faithfully,
For Tata Chemicals Limited

Rajiv Chandan
General Counsel & Company Secretary

Encl: as above

TATA CHEMICALS LIMITED

Bombay House 24 Homi Mody Street Fort Mumbai 400 001
Tel 91 22 6665 8282 Fax 91 22 6665 8143/44 www.tatachemicals.com
CIN : L24239MH1939PLC002893



TATA CHEMICALS

Investors Communication

Quarter & Nine Months Ended
December 2022 : Q3 FY23



Chemistry of Resilience

Safe Harbour Statement

“This Presentation, except for the historical information, may contain statements, including the words or phrases such as ‘expects, anticipates, intends, will, would, undertakes, aims, estimates, contemplates, seeks to, objective, goal, projects, should’ and similar expressions or variations of these expressions or negatives of these terms indicating future performance or results, financial or otherwise of Tata Chemicals Limited, its direct and indirect subsidiaries and its associates. Actual results might differ substantially or materially from those expressed or implied. Important factors that could make a difference to the Company’s operations include, among others, economic conditions affecting demand / supply, price conditions in the domestic and overseas markets in which the Company operates, changes in Government policies and regulations, tax laws, and other statutes and incidental factors. You are urged to view all statements contained herein with caution. Tata Chemicals Limited does not undertake any obligation to update or revise forward look statements, whether as a result of new information, future events or otherwise”

Financial Highlights

Quarter & Nine Months Ended

December 2022 : Q3 FY23

Performance Highlights : Consolidated

Q3 FY23

Revenue ↑ 32%

₹ 4,148 Cr (CY) vs ₹ 3,141Cr (PY)

EBITDA ↑ 69%

₹ 922 Cr (CY) vs. ₹ 546 Cr (PY)

Normalised PAT

(before share of JV) **↑ 113%**

₹ 523 Cr (CY) vs. ₹ 246 Cr (PY)

PAT ↑ 27%

₹ 432 Cr (CY) vs ₹ 340 Cr (PY)

Gross Debt

₹ 7,024 Cr
(Mar 22)

548

₹ 6,476 Cr
(Dec 22)

Net Debt

₹ 4,232 Cr
(Mar 22)

125

₹ 4,357 Cr
(Dec 22)

9M FY23

Revenue ↑ 35%

₹ 12,382 Cr (CY) vs ₹ 9,141Cr (PY)

EBITDA ↑ 73%

₹ 2,857 Cr (CY) vs. ₹ 1,648 Cr (PY)

Normalised PAT

(before share of JV) **↑ 144%**

₹ 1,773 Cr (CY) vs. ₹ 728 Cr (PY)

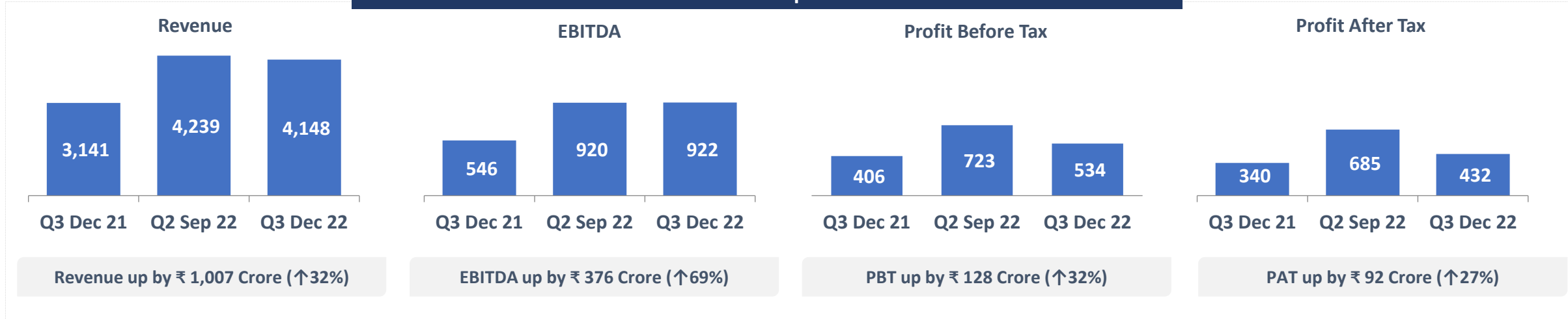
PAT ↑ 89%

₹ 1,758 Cr (CY) vs ₹ 930 Cr (PY)

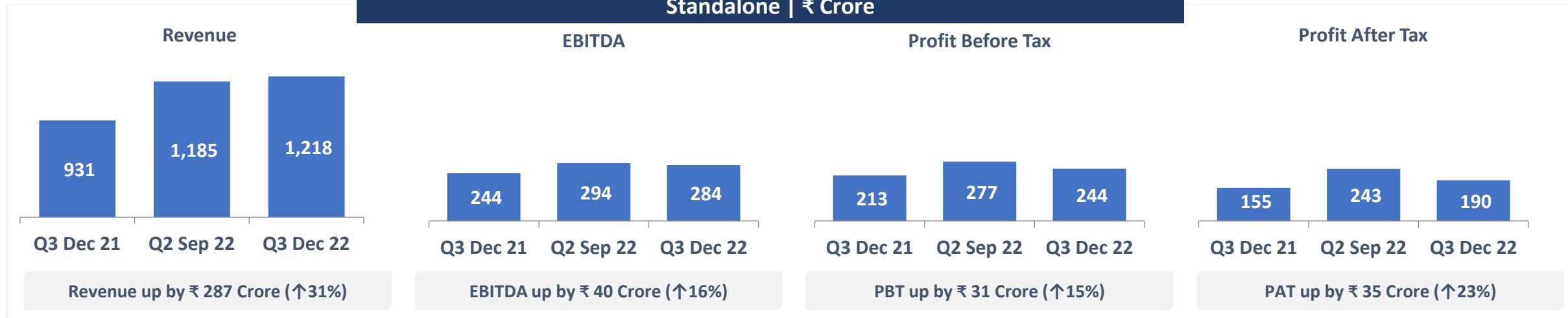
- Higher revenue on account of better realizations and stable demand
- Input costs still elevated but stable
- EBITDA growth driven by higher realizations in all geographies
- Gross debt lower due to prepayment of debt US\$ 144 Mn in overseas units during 9 months (Rs 1150 Cr)
 - Gross debt down from US \$ 930 to US \$ 780
 - Net debt primarily impacted by adverse exchange rate movement with a forex revaluation impact of Rs 410 Cr

Financial Snapshot for the quarter ended Dec 22

Consolidated | ₹ Crore

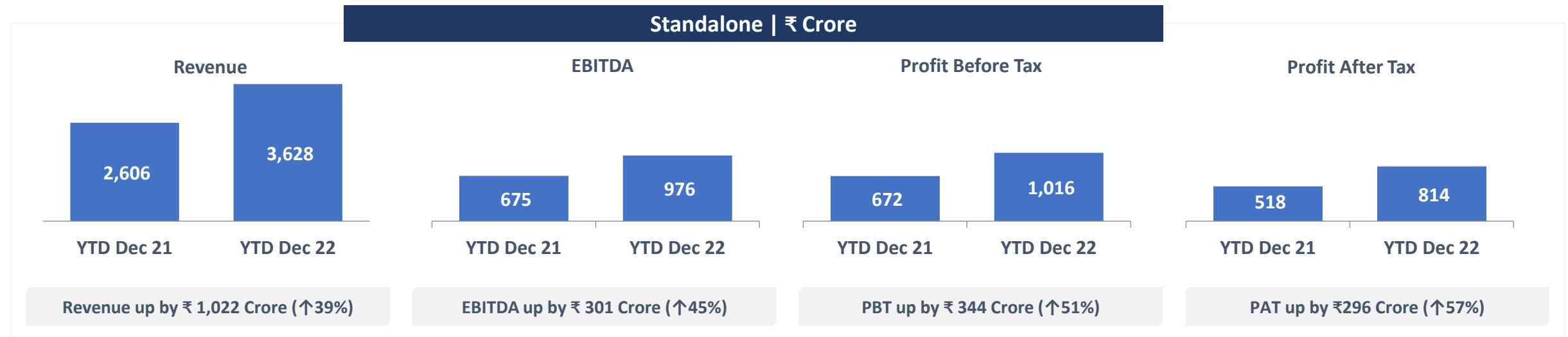
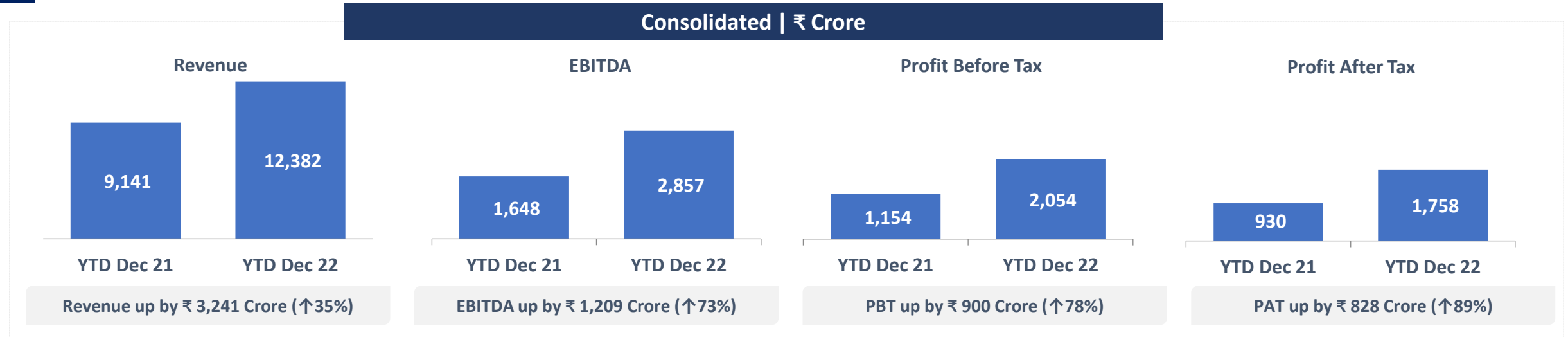


Standalone | ₹ Crore



Note: Change is vs PY quarter
 PBT & PAT includes continuing operations, after share in JV & associates & before Non-Controlling Interest

Financial Snapshot for the Year Till Date Dec 22

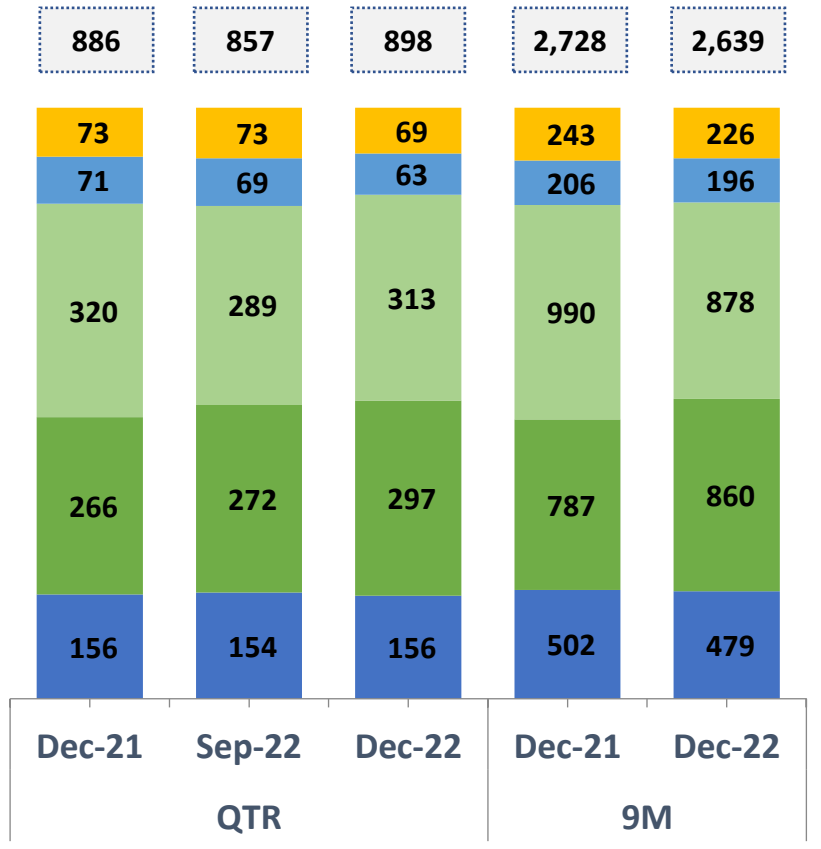


Note: PBT & PAT includes Continuing operations, after Share in JV & associates & before NCI

Sales Volumes | Key Products

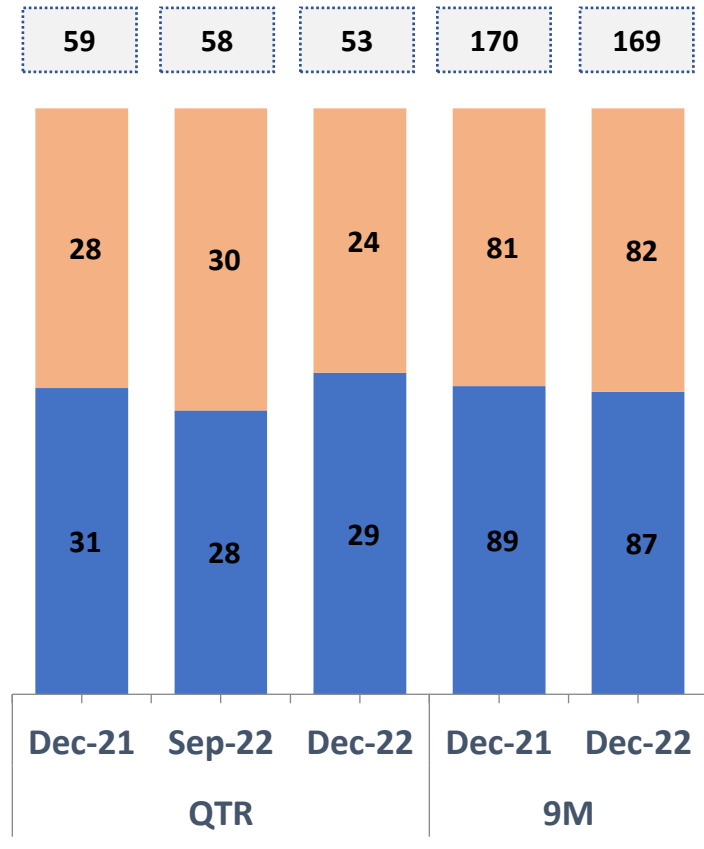
Soda Ash | In Kts

■ India ■ US - Domestic ■ US - Export ■ UK ■ Kenya



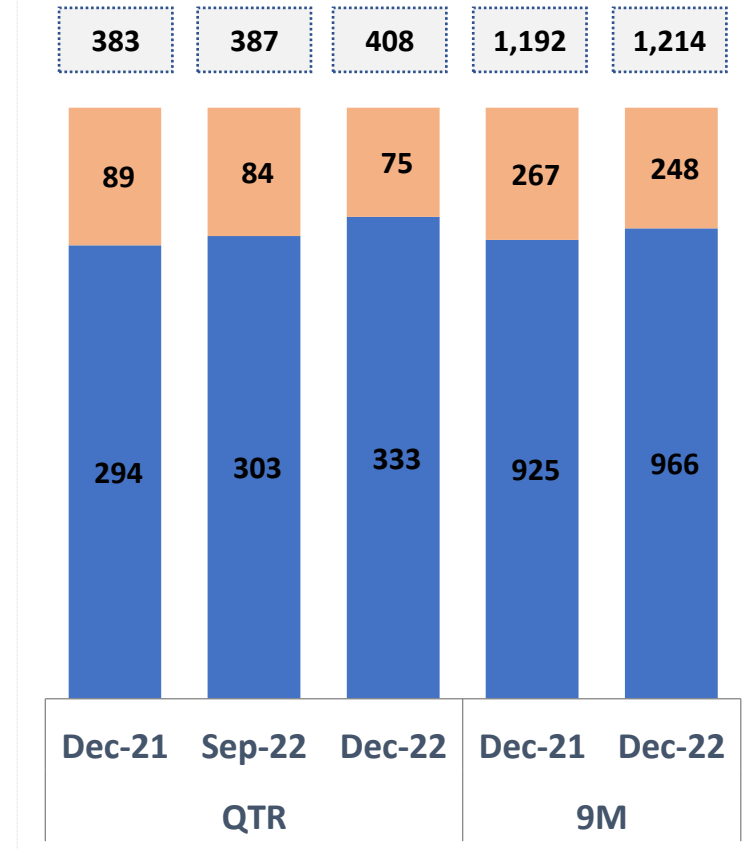
Sodium Bicarbonate | in Kts

■ India ■ UK



Salt | in Kts

■ India ■ UK



Unit wise Profit & Loss

Statement of Profit and Loss for the quarter ended Dec 22

Units Rs Cr	Consolidated				TCL India				US				UK				Kenya				Rallis			
	Q3 FY22	Q2 FY23	Q3 FY23	Var	Q3 FY22	Q2 FY23	Q3 FY23	Var	Q3 FY22	Q2 FY23	Q3 FY23	Var	Q3 FY22	Q2 FY23	Q3 FY23	Var	Q3 FY22	Q2 FY23	Q3 FY23	Var	Q3 FY22	Q2 FY23	Q3 FY23	Var
Revenues	3,141	4,239	4,148	1,007	931	1,185	1,218	287	891	1,179	1,323	432	551	651	739	188	132	251	241	109	628	951	630	2
EBITDA	546	920	922	376	244	294	284	40	143	211	326	183	66	142	150	84	25	134	124	99	67	118	53	(14)
PAT (before NCI)	340	685	432	92	155	243	190	35	45	82	160	115	13	99	87	74	16	154	107	91	40	71	23	(17)
PAT (after NCI)	301	633	398	97																				

Statement of Profit and Loss for the nine months ended Dec 22

Units ₹ Cr	Consolidated			TCL India			US			UK			Kenya			Rallis		
	PY	CY	Var	PY	CY	Var	PY	CY	Var	PY	CY	Var	PY	CY	Var	PY	CY	Var
Revenues	9,141	12,382	3,241	2,606	3,628	1,022	2,596	3,622	1,026	1,373	1,922	548	406	737	331	2,096	2,444	348
EBITDA	1,648	2,857	1,209	675	976	301	512	813	301	77	390	313	83	377	294	276	284	8
PAT (before NCI)	930	1,758	828	518	814	296	162	383	221	(73)	235	308	43	371	328	178	161	(17)
PAT (after NCI)	790	1,624	834															

1. Consolidated financials is after adjusting SPV & other adjustments 2. Rallis financials represent 100 % share. Consolidated numbers is after adjustment of Rallis India's NCI.

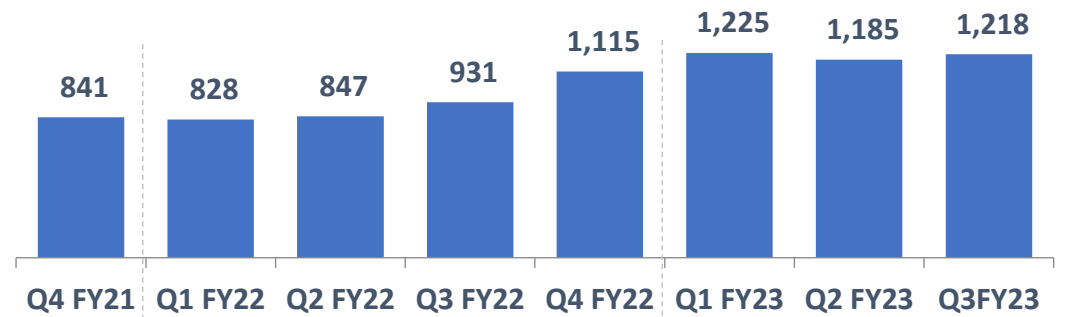
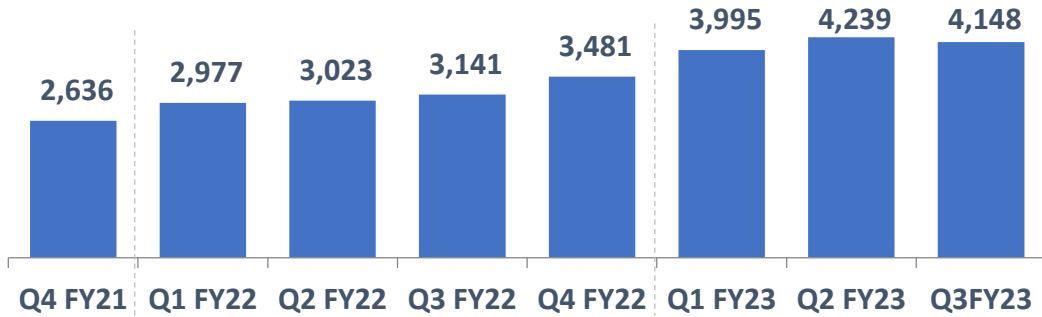
Note : Above financials are for Continuing Operations; NCI : Non-controlling Interest
: Change is vs PY quarter

Historical Financial Trends

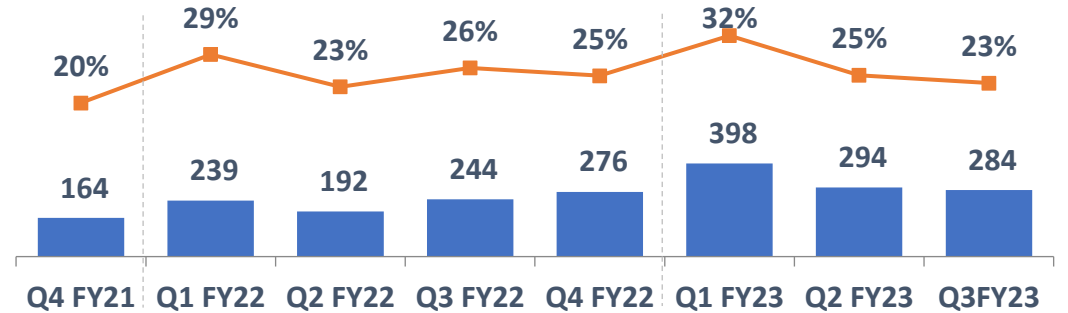
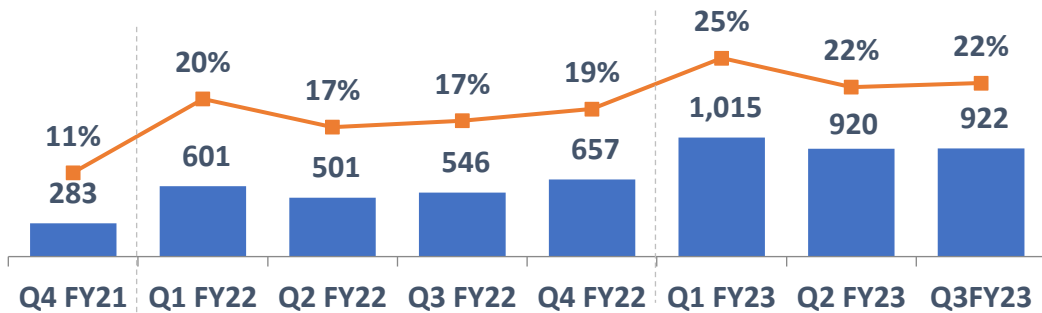
Consolidated | ₹ Crore

Standalone | ₹ Crore

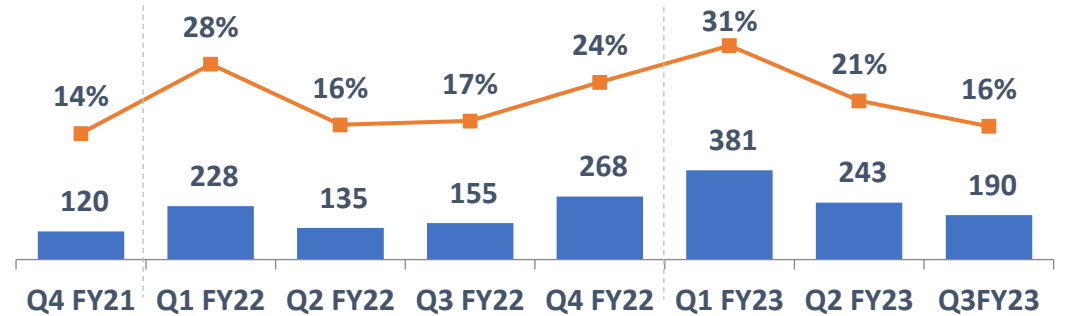
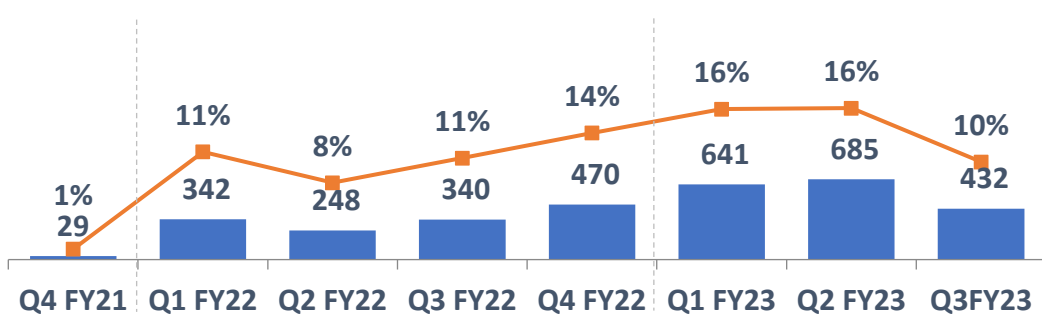
Revenue



EBITDA & Margin



PAT & Margin



Strategic Priorities



- TCL
- Deliver consistent market and customer delivery performance through customer engagement
 - Deliver capacity expansions on schedule - Soda Ash, Bicarb & Salt expansion on stream by FY23 & FY24
 - Continue focus on cost management

- Rallis
- Extend Portfolio offerings: New product introductions, plug portfolio gaps
 - Strengthen Manufacturing: Invest in manufacturing and registrations

- US
- Maximize plant output & ensure customer demand is fully met
 - Generate cash and repay debt



- UK
- Maximize volumes and ensure operating performance is in line with market dynamics
 - Operational efficiencies and cost structure rationalization
 - Manage energy cost pressures

- Kenya
- Sustain volume delivery to customers
 - Continuous cost focus
 - Generate cash

Grow the core

Focus on cost across geographies

Generate cash and deleverage

Expansion Plan on track

Expansion - Ongoing

Products	Capacity (Lacs MT)	H1 FY23	H2 FY23	H1 FY24	H2 FY24
	Expansion				
Soda Ash	2.3		0.45		1.85
Bicarb	0.7			0.70	
Salt	3.3		3.30		

Expansion - Planned

Products	Incremental Capacity (beyond Ongoing Expansion)
Soda Ash	~30%
Bicarb	~40%
Silica	5x



Current Status



Sustainability

ESG initiatives



	Priorities	Focus Areas & Projects
ESG Focus	Sustainable & Ethical Impacts	<ul style="list-style-type: none"> External materiality study in progress RC – Responsible Care Certification BRSR Disclosures
Climate Change	Absolute carbon emission reduction	<ul style="list-style-type: none"> Energy Efficiency projects under implementation Transition to renewable Hybrid Power being planned Exploring alternative low carbon fuels for thermal energy
Circular Economy	Water Neutrality, zero solid waste and recycle	<ul style="list-style-type: none"> Water harvesting and conservation projects on track Plastic waste recycling on track as per Extended Producer Responsibility (EPR) compliance
Biodiversity	Preserve Natural Capital, conservation & restoration of biodiversity	<ul style="list-style-type: none"> Coral reef restoration Biodiversity reserve plantation Whale shark conservation

Employee Safety and Health

Fire Drill
Mambattu



Hot work safety training to Mechanical contract labours – Cuddalore



Statutory safety training by external agency for company employee - Mithapur



Monthly Fire Mock Drill -Magadi



Awards and Recognitions



TCL receiving Most Preferred Workplace Award 2022-23



Rallis India bags Two Awards in the "Most Innovative Category" at the DX (Digital Transformation) Awards 2022

Tata Chemicals - Background

Annexure

Journey So far



Divestment of Urea and Phosphate Fertiliser Business

Completed Demerger of Consumer Products Business

Focused Chemistry Solutions Company



Footprint across 4 Continents



Employing ~5,000 people



With 13 Manufacturing units



Supported by 3 R&D centers with 200 + Scientists

Our Facilities | India Operations

	India	India	Rallis India Limited ¹
Major Products	Soda ash, Bicarb, Salt, Marine chemicals and Cement	Prebiotics Specialty silica	Crop Care, Crop Protection and Seeds (herbicides, fungicides and insecticides, etc)
Installed Capacity *	Soda Ash: 1,091,000 MTPA Bicarb: 150,000 MTPA Salt: 1,600,000 MTPA	Prebiotic: 5,000 MTPA Specialty silica:10,000 MTPA	
Location	Gujarat	Andhra Pradesh and Tamil Nadu	Maharashtra and Gujarat



* Includes capex investments underway

¹ TCL holds 50.06% Stake in Rallis India Limited

Our Facilities | International Operations

	US	UK	Kenya
Major Products	Soda Ash	Soda Ash, Bicarb, Salt	Soda Ash
Installed Capacity*	2,540,000 MTPA	Soda Ash: 400,000 MTPA Bicarb: 130,000 MTPA Salt: 430,000 MTPA	350,000 MTPA
Location	Wyoming, US	Lostock & Winnington, Middlewich, UK	Magadi, Kenya



* Includes capex investments underway

Our Facilities | R&D Facilities

TCL Innovation Centre



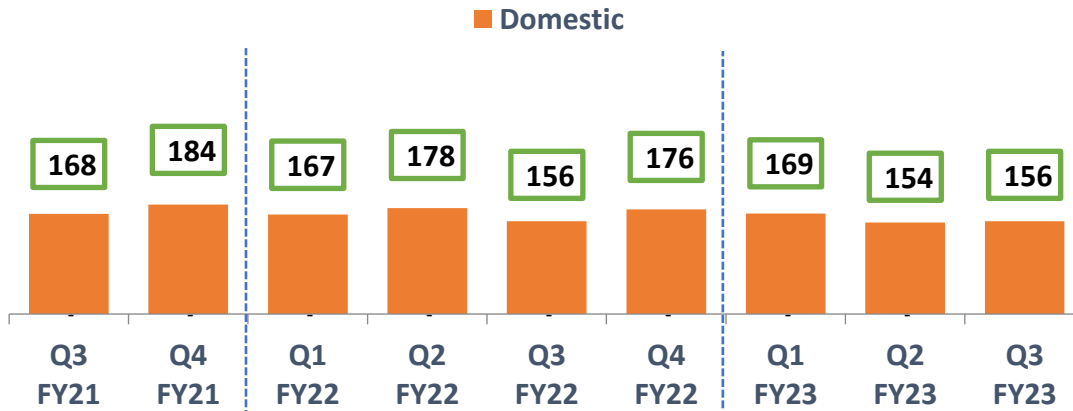
- ◇ 200+ Technically skilled Scientists in R&D
- ◇ 3 State-of-the-art innovation Centers
- ◇ Intellectual property | 185 patents held; 114 Active Applications

Rallis India R&D

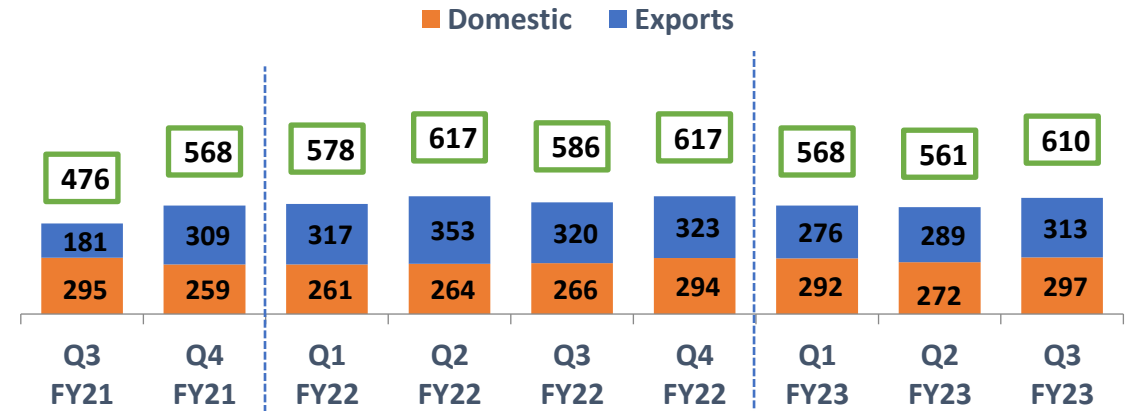


Soda Ash Sales Volume Trends

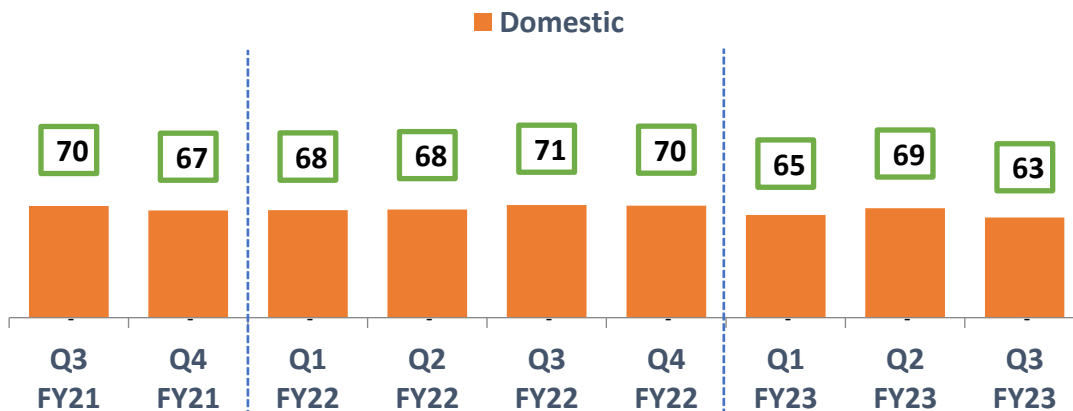
India | In Kts



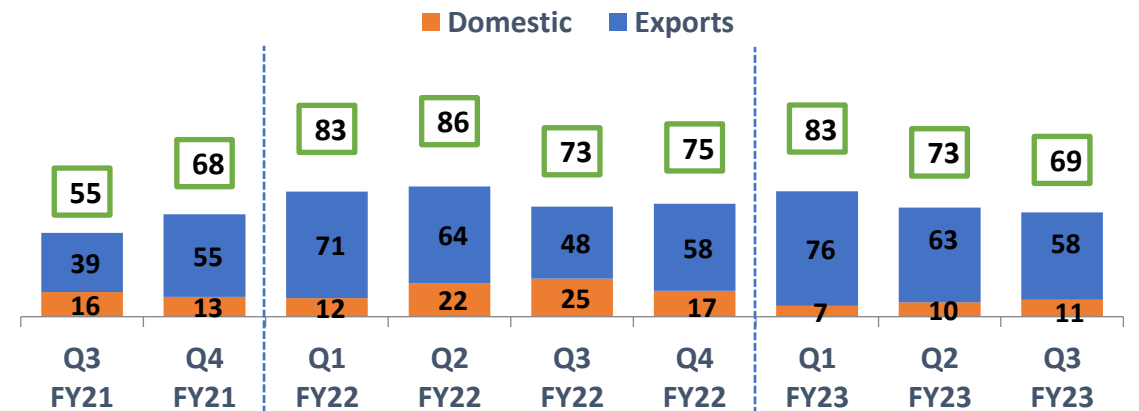
US | In Kts



UK | In Kts



Kenya | In Kts



Thank You

For any queries please contact below :

Sriram Srinivasan

ssriram@tatachemicals.com

Damini Jhunjunwala

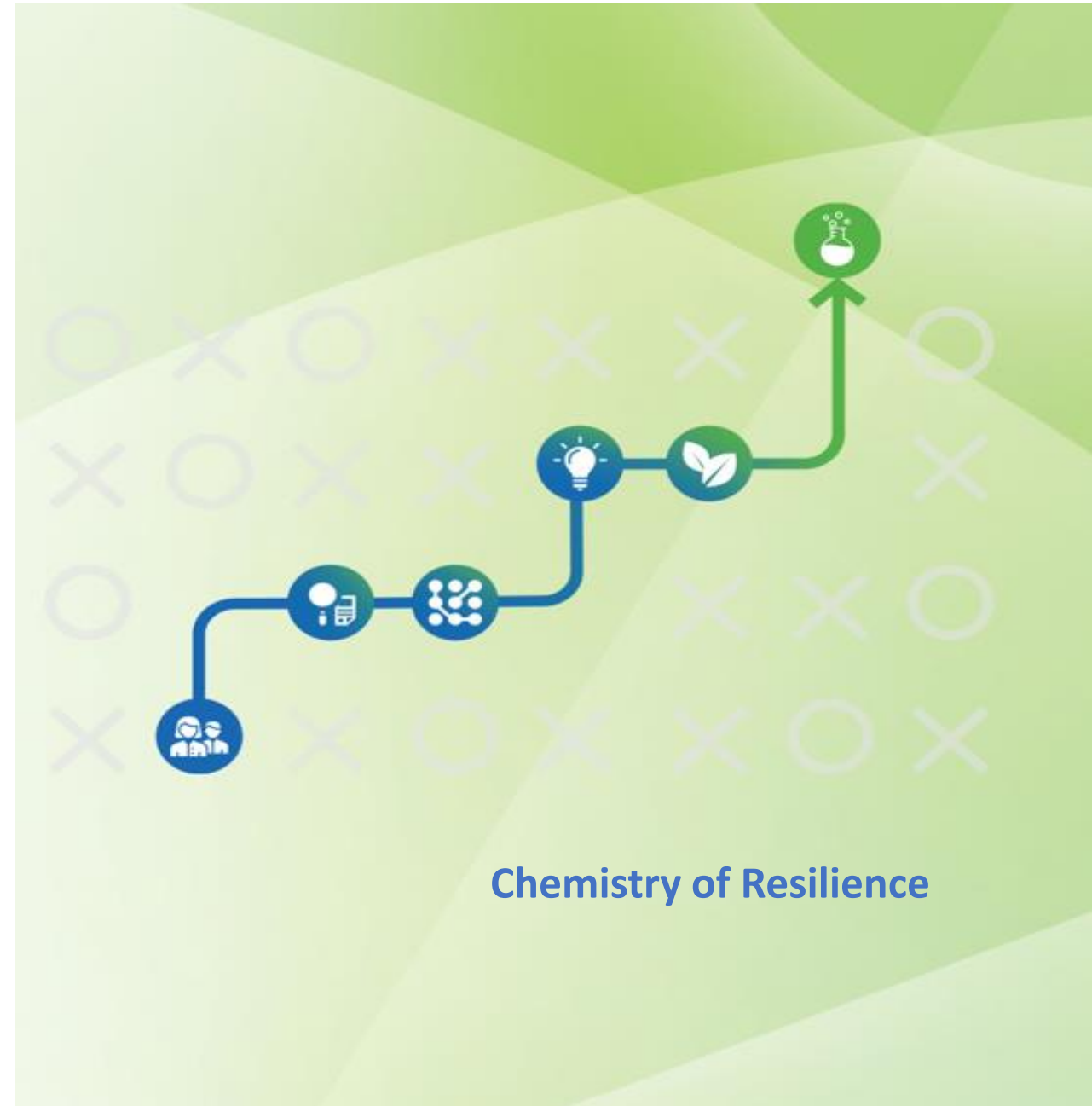
djunjunwala@tatachemicals.com

Gavin Desa

gavin@cdr-india.com

Suraj Digawalekar

suraj@cdr-india.com



Chemistry of Resilience